

LINEAR



1000 mm



1500 mm




2000 mm


CIRCLE



Ø900 mm



Ø1500 mm




Ø1800 mm

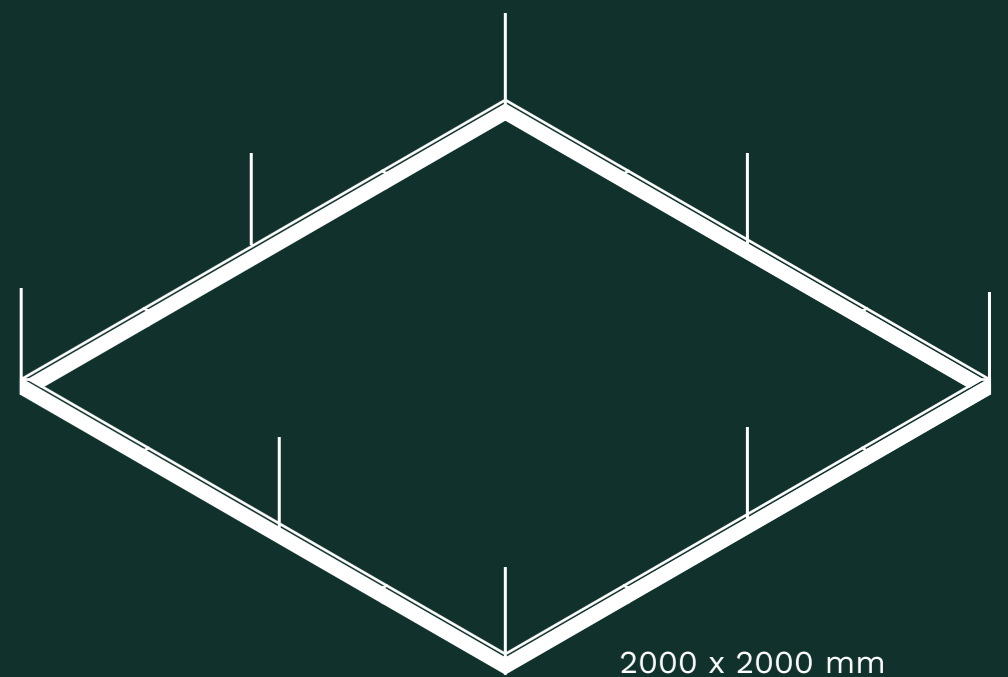
SQUARE



1000 x 1000 mm




1500 x 1500 mm

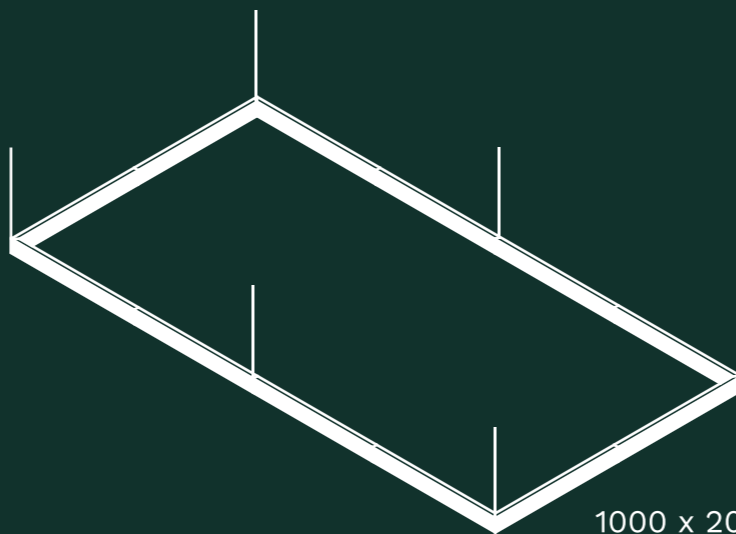


2000 x 2000 mm

RECTANGULAR



1000 x 1500 mm




1000 x 2000 mm

OVAL




1000 x 1500 mm



1000 x 2000 mm

SQUARE ROUND

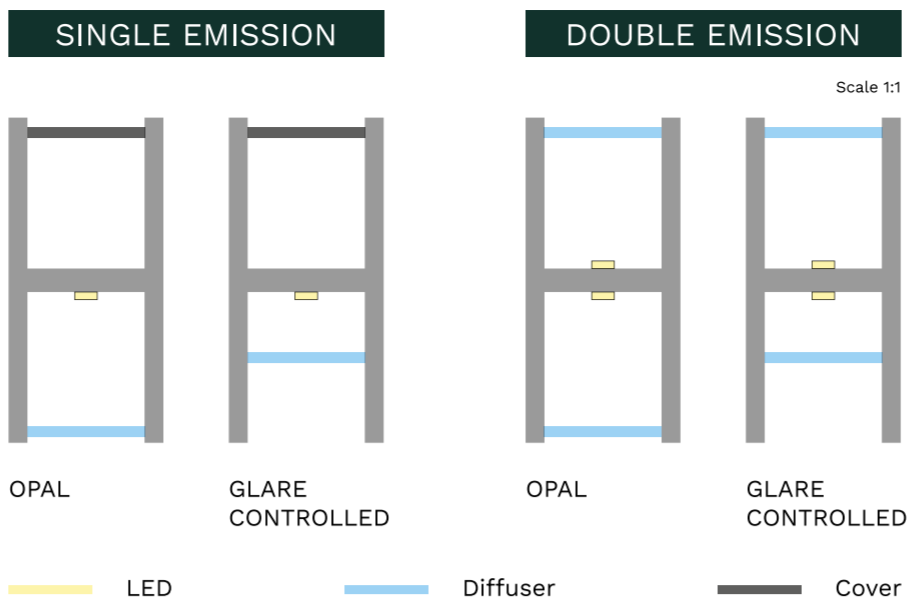


1400 x 1400 mm



2000 x 2000 mm

# WAY LINEAR SYSTEM



**Finishes/Finiture**

Polyester powder coating.  
Verniciatura a polveri poliesteri.

- Matt white/Bianco opaco
- Matt black/Nero opaco

**Product plus/Plus di prodotto**

Thin profile  
Single or double emission  
Dedicated optic  
Top performance  
Profilo sottile  
Singola o doppia emissione  
Ottica dedicata  
Altamente performante

**Electrical features/Caratteristiche elettriche**

LED 2700K CRI>90 - 3000K CRI>90 - 4000K CRI>90  
MacAdam: Step3 or better  
220-240Vac  
ON-OFF, 1/10V or DALI

LED 2700K CRI>90 - 3000K CRI>90 - 4000K CRI>90  
MacAdam: Step3 o migliore  
220-240Vac  
ON-OFF, 1/10V o DALI



castaldilighting.it

# WAY LINEAR SYSTEM



A comprehensive, modular system that is able to solve countless indoor design needs. Compositions in thin extruded aluminium, coupled with a co-extruded polycarbonate screen that follows the aluminium's curves to perfection, for downlight, downlight+uplight and glare controlled solutions. Moreover, with Castaldi's LED boards, the Way linear system ensures utmost quality and customisation.

Un sistema completo e componibile, in grado di risolvere tantissime situazioni progettuali indoor. Composizioni in sottile estruso di alluminio, accoppiato ad uno schermo coestruso in policarbonato, in grado di seguire perfettamente le curve dell'alluminio, per soluzioni downlight, downlight+uplight e glare controlled. Grazie anche alle schede LED Castaldi, Way linear system garantisce il massimo della qualità e della personalizzazione.

